



20kW

POWER UNIT



BSR 2.0 POWER UNIT PERFORMANCE



Motor Power:	20kW (26.8 Hp)
Motor Torque:	60Nm
Rear axle torque:	117.0Nm
Gear ratio:	1:1.9 (36T/70T/219)
Motor RPM range:	5000 RPM
Top Speed:	till 120km/h
Acceleration from 0-100km/h:	~5.0 sec.
Throttle:	Hall sensor (dirable)
Cooling: Air	Air
Battery:	Li-Ion with BMS and fizical fuse protection
Driving range:	18+ min (real life test results)
Charger:	AC (90-240V) to DC (96V) (optional DC to DC for solar charging)
Charging time:	30-60 min
Weight of complete unit:	39,9 Kg (included battery)
Warranty:	2 years unlimited driving hours
IP level:	64
Others:	All the mounting parts and bolts are included in the package

Price (including battery): 7'800 Eur

Extra battery: 2'400 Eur

Extra charger: 350 Eur

** All Prices Excluding VAT*

Included in Power Unit:


ELECTRIC MOTOR, CONTROLLER, BATTERY, CHARGER, BUTTONS, WIRING, MOUNTING PARTS, COVERS, BOLTS, INSTALLATION INSTRUCTION.

BATTERY

- Quick swap system, replace it in less than 30 seconds
- 4x BMS and physical fuse protection
- Air cooling (aluminum radiators)
- Capacity 28Ah (standard) / 56Ah (optional)
- Discharge peak 300A (continuous 200A)
- Charging power till 3,5kW (30A / 96V), 2,0-3,0kW standard
- Weight 18,0 – 34,0 Kg (depends on capacity model)
- 2 years unlimited cycle warranty
- Buy Back with 25% of price after warranty
- Maintenance service after warranty time



MOTOR



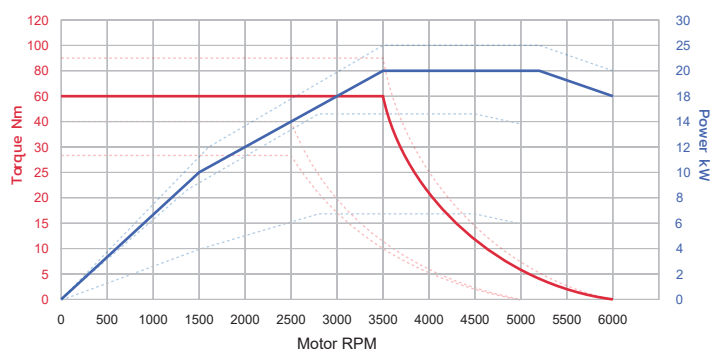
- PMAC brushless motor
- Continuous power 20kW
- Air cooling
- Operating voltage 96V
- RPM max 5000
- Weight 20,9 Kg
- Motor efficiency 92%
- 2 years unlimited warranty
- Maintenance service after warranty time

CHARGER

- AC to DC with all type of AC plugs (optional DC to DC for solar charging)
- Charging voltage 96V (nominal)
- Charging power 20A (standard) / 30A and 40A (optional)
- Air cooling (aluminum radiators)
- 100% Automated system (with LED indicators)
- Weight 3,5 – 6,5 Kg (depending on model)
- 2 years unlimited warranty
- Maintenance service after warranty time



POWER CURVE



- Instant torque 60Nm
- Best performance up to 3500 RPM
- Top speed: up to 110 km/h
- Throttle response Linera
- Regenerative braking (optional)

MORE INFO

BSR 2.0 Power Units are designed so that they can be quickly and efficiently installed on any chassis instead of the standard internal combustion engine within 10-15 minutes without additional equipment and knowledge. All that must be taken into account is the location of fastening and the dimensions of the components. Fastenings are designed so that they can be adapted to different chassis. It is possible to develop specific fastenings on request.

OTHER OPTIONS

7kW



KIDS

15kW



KIDS/JUNIOR

20kW



JUNIOR

25kW



SENIOR